




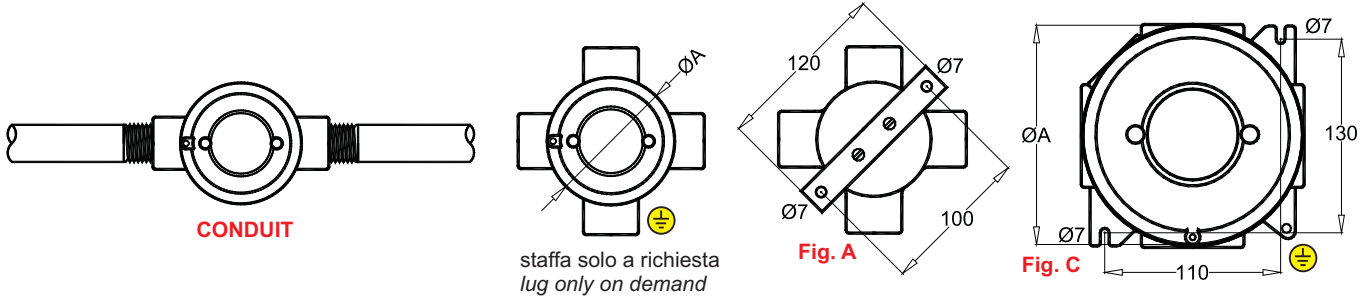
GAS	II2G Ex d IIC T6 ÷ T4	Gb	IP66	Zone 1 - Zone 21 - Zone 2 - Zone 22		
DUST	II2D Ex tb IIIC T80°C ÷ T130°C	Db	IP66	❄️-20°C ÷ ☀️+40°C	❄️-20°C ÷ ☀️+60°C	

Materiale : Corpo e coperchio di lega leggera
 Installazione : a richiesta con staffe in acciaio zincato e a richiesta inox (Fig. A)
 Guarnizioni : EPDM, a richiesta al silicone per IP 66
 Ingresso : vedi tabella

Material : *Light alloy cover and body*
 Installation : *on demand galvanized steel lugs and on demand stainless steel (Fig. A)*
 Gaskets : EPDM, on demand silicon for IP 66
 Cable entry : see table

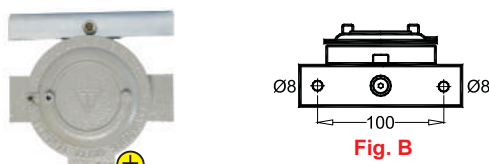


Infilaggio Code pull box	Derivazione Code junction	lmb. Size	ØA ØA	Installaz. Installation	C [g] peso weight	B [g] peso weight	D [g] peso weight	G [g] peso weight	L [g] peso weight	M [g] peso weight	T [g] peso weight	FT [g] peso weight	W [g] peso weight	FW [g] peso weight	X [g] peso weight	XB [g] peso weight
SJ.. 14	S.. 14	½"	70	conduit	244	244	268	--	244	268	268	--	286	--	286	--
SJ.. 24	S.. 24	¾"	70	conduit	264	264	298	--	264	298	298	--	334	--	334	--
SJ.. 26	S.. 26	¾"	90	Fig. A	330	330	355	490	330	355	355	--	355	--	380	440
SJF.. 26	SF.. 26	¾"	90	Fig. B	--	--	--	--	--	--	--	580	--	630	--	--
SJ.. 36	S.. 36	1"	90	Fig. A	410	410	440	--	410	--	410	--	--	--	440	--
SJ.. 29	S.. 29	¾"	150	Fig. C	1400	1400	1450	--	1400	--	1450	--	--	--	1540	--
SJ.. 39	S.. 39	1"	150	Fig. C	1390	1390	1380	--	1390	--	1380	--	--	--	1600	--
SJ.. 59	S.. 59	1½"	150	Fig. C	1420	1420	1450	--	1420	--	1450	--	--	--	1490	--
SJ.. 69	S.. 69	2"	150	Fig. C	1400	1400	1300	--	1400	--	1300	--	--	--	1300	--



L	T	C	X	B	D	M	W	XB
2 vie 2 way	3 vie 3 way	2 vie 2 way	4 vie 4 way	2 vie 2 way	3 vie 3 way	3 vie 3 way	4 vie 4 way	5 vie 5 way

SFT	SFW	SG
3 vie 3 way	4 vie 4 way	3 vie 3 way



EX	GAS	II2G Ex d IIC T6 ÷ T4	Gb	IP66	Zone 1 - Zone 21 - Zone 2 - Zone 22	
	DUST	II2D Ex tb IIIC T80°C ÷ T130°C	Db	IP66	❄️-20°C ÷ ☀️+40°C	❄️-20°C ÷ ☀️+60°C

Materiale : Poliammide

Tensione nominale : MRN 2 - 400 [V]
MRP 4 - 630 [V]
MCBD 2 - 690 [V]
MCBD 4 ÷ MCBD 70 - 1000 [V]
MM 46 - 800 [V]

Material : Polyammide

Rated voltage : MRN 2 - 400 [V]
MRP 4 - 630 [V]
MCBD 2 - 690 [V]
MCBD 4 ÷ MCBD 70 - 1000 [V]
MM 46 - 800 [V]



Codice/Code CO.SI.ME.	Codice/Code CABUR	Sect. nom.	[mm ²] min	[mm ²] max	Current [A]
MRN 2	RN 2	2.5	0.2	4	24
MRP 4	RP 4	4	0.2	6	32
MCBD 2	CBD 2	2.5	0.5	4	29
MCBD 4	CBD 4	4	0.5	6	40
MCBD 6	CBD 6	6	0.5	10	58
MM 46	--	6	0.5	6	40
MCBD 10	CBD 10	10	0.5	16	77
MCBD 16	CBD 16	16	0.5	25	104
MCBD 35	CBD 35	35	0.5	50	147
MCBD 50	CBD 50	50	1.5	70	180
MCBD 70	CBD 70	70	1.5	95	250

Codice/Code	Sezione morsetto [mm ²] - Terminal section [mm ²]								
	2.5	4	6	6	10	16	35	50	70
S.. 26	6 (MRN 2)	5 (MRP 4)	4x6 (MM 46)	-	-	-	-	-	-
S.. 36	6 (MRN 2)	5 (MRP 4)	4x6 (MM 46)	-	-	-	-	-	-
S.. 29	20	17	-	13	11	9	6	5	5

EX	GAS	II2G Ex d IIC T6 ÷ T4	Gb	IP66	Zone 1 - Zone 21 - Zone 2 - Zone 22	
	DUST	II2D Ex tb IIIC T80°C ÷ T130°C	Db	IP66	❄️-20°C ÷ ☀️+40°C	❄️-20°C ÷ ☀️+60°C

Materiale : Corpo e coperchio di lega leggera
Guarnizioni : EPDM, a richiesta al silicone per IP 66
Ingresso : vedi tabella

Material : Light alloy cover and body
Gaskets : EPDM, on demand silicon for IP 66
Cable entry : see table




Codice Code (Gk)	Codice Code (NPT)	A	B	C
SB 116	SB 116N	Ø ½	Ø ½	-
SB 216	SB 216N	Ø ¾	Ø ½	-
SD 116	SD 116N	Ø ½	Ø ½	Ø ½
SD 216	SD 216N	Ø ¾	Ø ½	Ø ¾
SD 226	SD 226N	Ø ¾	Ø ¾	Ø ¾

EX	GAS	II2G Ex d IIC T6 ÷ T4	IP66	Zone 1 - Zone 21 - Zone 2 - Zone 22	
	DUST	II2D Ex tD A21 T80°C ÷ T130°C	IP66	❄️-20°C ÷ ☀️+40°C	❄️-20°C ÷ ☀️+60°C

Materiale : Corpo e coperchio di lega leggera
Guarnizioni : EPDM, a richiesta al silicone per IP 66
Ingresso : vedi tabella

Material : Light alloy cover and body
Gaskets : EPDM, on demand silicon for IP 66
Cable entry : see table



Codice Code (Gk)	Codice Code (NPT)	A	B
GUJP 11	GUJP 11N	Ø ½	Ø ½
GUJP 21	GUJP 21N	Ø ½	Ø ¾
GUJP 22	GUJP 22N	--	--
GUJP 12	GUJP 12N	--	--