

[1]

EC-TYPE EXAMINATION CERTIFICATE



[2]

Equipment or Protective System intended for use
in potentially explosive atmospheres
Directive 94/9/EC

[3] EC-Type Examination Certificate number:

CESI 01 ATEX 026

[4] Equipment: Terminal boxes series CCF... and EJB...

[5] Manufacturer: **COR.TEM S.p.A.**

[6] Address: Via Aquileia 6, 34070 Villesse, Gorizia (Italy)

[7] This equipment or protective system and any acceptable variation thereto is specified in the schedule to this certificate and the documents therein referred to.

[8] CESI, notified body n. 0722 in accordance with Article 9 of the Council Directive 94/9/EC of 23 March 1994, certifies that this equipment or protective system has been found to comply with the Essential Health and Safety Requirements relating to the design and construction of equipment and protective systems intended for use in potentially explosive atmospheres given in Annex II to the Directive.

The examination and test results are recorded in confidential report n. EX-A1/012134.

[9] Compliance with the Essential Health and Safety Requirements has been assured by compliance with:

EN 50014: 1997 + A1...A2 EN 50018: 2000

[10] If the sign "X" is placed after the certificate number, it indicates that the equipment or protective system is subject to special conditions for safe use specified in the schedule to this certificate.

[11] This EC-TYPE EXAMINATION CERTIFICATE relates only to the design, examination and tests of the specified equipment or protective system in accordance to the Directive 94/9/EC. Further requirements of the Directive apply to the manufacturing process and supply of this equipment or protective system. These are not covered by this certificate.

[12] The marking of the equipment or protective system shall include the following:

II 2 G EEx d IIB T6,T5

This certificate may only be reproduced in its entirety and without any change, schedule included.

date April 12th, 2001 - translation issued on April 12th, 2001

prepared CERT - M. Balaz

approved CERT - U. Colombo

CESI

CENTRO ELETTROTECNICO SPERIMENTALE ITALIANO
Business Unit Certificazione

Il Responsabile

page 1/3

[13]

Schedule

[14] **EC-TYPE EXAMINATION CERTIFICATE N. CESI 01 ATEX 026**

[15] **Description of equipment**

Terminal boxes series CCF... and EJB...

The enclosures of these terminal boxes are made in aluminium or in stainless steel (see technical note A4-4106 annexed to this certificate).

The CCF... and EJB... series are identical in every detail. The code CCF or EJB refers only to the firm which puts the product into the market.

The various items of the code show the size of the enclosure (from 1 to 6), constructional types, the type of material used.

The complete codes of all the units subject of this certificate are reported in the drawing A1-4104 annexed to this certificate.

The enclosures of the terminal boxes are subject of the certificate of component CESI 00 ATEX 036 U. All the constructional details of the enclosures are reported in the drawings annexed to this certificate of component.

Electrical characteristics

Rated voltage 24 ÷ 800 [V]

Rated frequency 50 ÷ 60 Hz

Terminals

Terminal section 2.5; 4; 6; 10; 16; 25; 35; 70; 95; 120; 185; 240 [mm²]

Rated current 12.5 ÷ 400 [A]

Max. current density 1.65 ÷ 7 [A/mm²]

Terminal blocks

Terminal section 3x16; 4x16; 3x25; 4x25; 3x40; 4x40; 3x70; 4x70; 3x125; 4x125;
3x200; 4x200; 3x315 [mm²]

Rated current 48 ÷ 252 [A]

Max. current density 0.8 ÷ 3 [A/mm²]

The type and number of terminals which can be installed in the various enclosures is indicated in detail, together with the maximum admissible currents and current densities, in the drawing A1-4104 and in the safety instructions mod. F-266 annexed to this certificate.

Ambient temperature - 20 ÷ + 40 °C

- 20 ÷ + 55 °C

Temperature class

T6 for ambient temperature - 20 ÷ + 40 °C

T5 for ambient temperature - 20 ÷ + 55 °C

This certificate may only be reproduced in its entirety and without any change, schedule included.

[13]

Schedule

[14] **EC-TYPE EXAMINATION CERTIFICATE N. CESI 01 ATEX 026**

The accessories used for cable entry and for closing unused apertures shall be certified according to the standards EN 50014 and EN 50018.

Warning label

“Use screws of quality A2-70 according UNI 7323 with ultimate tensile strength of at least 700 N/mm²”.

Additional warnings

In case of enclosures of temperature class T5 :

“Use cables suitable for a temperature of 90 °C”

[16] **Report n. EX-A1/012134**

Routine tests

The manufacturer shall carry out the routine tests prescribed at clause 24 of the EN 50014 standard.

The routine overpressure test shall be carried out with the static method (clause 15.1.3.1 of EN 50018 standard) at the pressure of:

- 11.9 bar for enclosure size from 1 to 5
- 11.5 bar for enclosure size 6

Descriptive documents (prot. EX-A1/012139)

- | | |
|--|------------------|
| - n. A4-4106 Rev. 0 (2 p.) | dated 17.07.2000 |
| - n. A1-4104 Rev. 1 (2 p.) | dated 07.07.2000 |
| - n. A4-4129 Rev. 0 | dated 26.06.2000 |
| - Safety instructions mod. F-266 Rev. 0 (5 p.) | dated 17.07.2000 |
| - EC declaration of conformity n° CE/0019 | dated 17.07.2000 |

One copy of all documents is kept in CESI files.

[17] **Special conditions for safe use**

None.

[18] **Essential Health and Safety Requirements**

Covered by standards.

EXTENSION n. 01/03

to EC-Type Examination Certificate CESI 01 ATEX 026

Equipment: Terminal boxes series CCF... and EJB....
 Manufacturer: **COR.TEM S.p.A.**
 Address: Via Aquileia 10, Villesse, Gorizia (Italy)

Admitted variation

- new types CCFE-1, AQS-1 and AQSE-1
- new category II 2 GD (added protection against the risk of explosion from combustible dusts in conformity with the standard EN 50281-1-1)
- use of cables with crimping or soldering connection without terminals
- use of distribution bars for bigger enclosures

The results of verifications and tests are reported in the confidential report EX-A3/034636.

Identification and description of the equipment

The enclosures of these units are made in aluminium or in stainless steel (see technical note A4-4416 annexed to this extension).

The various items of the code indicate the size of the enclosure (from 1 to 6), constructional modifications, the type of material used.

The enclosures of the terminal boxes series CCF and EJB are subject of the component certificate CESI 00 ATEX 036 U. All the constructional details of the enclosures are reported in the drawings annexed to this certificate.

The complete codes of the units subject of this extension are reported in the drawings A1-4104 and A1-4415.

This extension and annexed descriptive documents must be annexed to the EC-Type Examination Certificate CESI 01 ATEX 026.

This document may only be reproduced in its entirety and without any change.

date 10th October 2003 translation issued on 10th October 2003

prepared CERT - M. Balaz

approved CERT - U. Colombo

CESI**CENTRO ELETTROTECNICO SPERIMENTALE ITALIANO**

Business Unit Certificazione

Il Responsabile

page 1/3

EXTENSION n. 01/03




to EC-Type Examination Certificate CESI 01 ATEX 026

Identification and description of the equipment (follows)

The enclosures series CCF and EJB are made in two different versions as regards the degree of protection IP:

- enclosures with silicone grease placed between the body and the cover: IP 65
- enclosures with sealing gasket placed between the body and the cover: IP 66/67

According to the protection adopted the terminal boxes series CCF and EJB can have the following marking (together with the code relevant to the maximum surface temperature):

	II 2 G	EEx d IIB		enclosures protected only against flammable gases
	II 2 GD	EEx d IIB	IP 65	enclosures with silicone grease
	II 2 GD	EEx d IIB	IP 66/67	enclosures with sealing gasket

Electrical characteristics

Rated voltage	24 ÷ 800 [V]
Rated frequency	50 ÷ 60 Hz

Terminals

Terminal section	2.5; 4; 6; 10; 16; 25; 35; 70; 95; 120; 185; 240 [mm ²]
Rated current	12.5 ÷ 400 [A]
Max. current density	1.65 ÷ 7 [A/mm ²]

Terminal blocks

Terminal section	3x16; 4x16; 3x25; 4x25; 3x40; 4x40; 3x70; 4x70; 3x125; 4x125; 3x200; 4x200; 3x315 [mm ²]
Rated current	48 ÷ 252 [A]
Max. current density	0.8 ÷ 3 [A/mm ²]

Distribution bars

Dimensions of distribution bars	20x5	30x5	40x5	50x5	60x5	[mm]
Rated current	250	350	480	600	690	[A]

The type and number of terminals and distribution bars which can be installed in the various enclosures is indicated in detail, together with the maximum admissible currents and current densities, in the drawing A1-4104 and in the safety instructions mod. F-266 annexed to the certificate CESI 01 ATEX 026 and on the drawing A1-4415 annexed to this extension.

This document may only be reproduced in its entirety and without any change..

EXTENSION n. 01/03

to EC-Type Examination Certificate CESI 01 ATEX 026

Identification and description of the equipment (follows)

Ambient temperature	- 20 ÷ + 40 °C
	- 20 ÷ + 55 °C
Temperature class for terminal boxes category G:	
	T6 for ambient temperature – 20 ÷ + 40 °C
	T5 for ambient temperature – 20 ÷ + 55 °C
Max. surface temperature of the enclosure for terminal boxes category GD:	
	T85 °C for ambient temperature – 20 ÷ + 40 °C
	T100 °C for ambient temperature – 20 ÷ + 55 °C

The accessories used for cable entries and for closing unused apertures on the terminal boxes category 2 G shall be certified according to the standards EN 50014 and EN 50018.

The accessories used for cable entries and for closing unused apertures on the terminal boxes category 2 GD shall be certified according to the standards EN 50014, EN 50018 and EN 50281-1-1 and shall have a degree of protection IP equal to that of the enclosure.

Warning label

“Use screws of quality A2-70 according UNI 7323 with ultimate tensile strength of at least 700 N/mm²”.

In case of enclosures of temperature class T5:

“Use cables suitable for a temperature of 90 °C:

Routine tests

The manufacturer shall carry out the routine tests prescribed at clause 24 of the EN 50014 standard.

The routine overpressure test shall be carried out with the static method (clause 15.1.3.1 of EN 50018 standard) at the pressure of:

- 11.9 bar for enclosure size from 1 to 5
- 11.5 bar for enclosure size 6

Descriptive documents (prot. EX-A3/034637)

- | | | |
|----------------------------|-------|------------|
| - n. A4-4416 Rev. 0 (2 p.) | dated | 04.03.2003 |
| - n. A1-4415 Rev. 0 (3 p.) | dated | 04.03.2003 |
| - n. A4-4379 Rev. 0 | dated | 31.01.2003 |

One copy of the above mentioned documents is kept in CESI files.

Essential Health and Safety Requirements

Compliance with the Health and Safety Requirements has been assured by compliance with the following standards:

EN 50014 - 1997 + A1..A2 – General requirements

EN 50018 – 2000 + A1 - Flameproof enclosures "d"

EN 50281-1-1 – 1998 + A1 – Electrical apparatus for use in the presence of combustible dust. Part 1-1: Electrical apparatus protected by enclosures – Construction and testing.

EXTENSION n. 02/08

to EC-Type Examination Certificate CESI 01 ATEX 026



Equipment: Terminal box series EJB
Manufacturer: CORTEM S.p.A.
Address: Via Aquileia, 10 Villesse (Gorizia), Italia

Admitted variation

- Conformity to EN 60079-0 (2006), EN60079-1 (2004), EN 61241-0 (2006), EN 61241-1 (2004) Standards
- Update of nameplate
- Execution IIB + H₂
- Add new boxes:
 - EJB-55, EJB-55B, EJBX-55, EJBX-55B
 - EJBX7 (only for stainless steel material)

Equipment identification and description

The marking of the equipment shall include the following:

For gas only:

II 2 G Ex d IIB T6/T5

With silicone grease on the flanges:

II 2 GD Ex d IIB T6/T5 Ex tD A21 IP65 T85°C/T100°C or:

II 2 GD Ex d IIB+H₂ T6/T5 Ex tD A21 IP65 T85°C/T100°C

With seal gasket on the cover:

II 2 GD Ex d IIB T6/T5 Ex tD A21 IP66/67 T85°C/T100°C or:

II 2 GD Ex d IIB+H₂ T6/T5 Ex tD A21 IP66/67 T85°C/T100°C

This extension and annexed descriptive documents must be annexed to the EC-Type Examination Certificate CESI 01ATEX026.

This document may only be reproduced in its entirety and without any change.

date 6 february 2008 - translation issued 6 february 2008

prepared Giorgio Chinnici

verified Mirko Balaz

approved Fiorenzo Bregani

CESI S.p.A.
Divisione Energia
"Area Tecnica Certificazione"
Il Responsabile

page 1/3

EXTENSION n. 02/08

to EC-Type Examination Certificate CESI 01 ATEX 026

Constructive characteristics

The execution IIB+H₂ and the new boxes:

- EJB-55, EJB-55B, EJBX-55, EJBX-55B
- EJBX7 (only for stainless steel material)

Are subject of the component certificate CESI 00 ATEX 036U. All the constructional details of the enclosures are reported in the documents annexed to the above mentioned component certificate.

Cable entries

The accessories used for cable entries and for unused holes shall be subject of separate certification:

- in the unit of category II 2G shall be certified according to the standards: EN 60079-0 (2006); EN 60079-1 (2004);
- in the unit of category II 2GD shall be certified according to the standards: EN 60079-0 (2006); EN 60079-1 (2004); EN 61241-0 (2006); EN 61241-1 (2004) and shall guarantee a degree of protection IP66 according to EN 60529 (1991) Standard.

Warning label

“Use screws of quality A2-70 according UNI 7323 with ultimate tensile strength of at least 700 N/mm²”.

For enclosures with temperature class T5, when the temperature under rated condition is higher than 70°C at the cable entry point or 80°C at the branching point of the conductors:

“use cables suitable for temperatures of 90°C”

Report n. EX- A8004591

Routine tests

The manufacturer shall carry out the routine tests prescribed at par. 27 of the EN 60079-0 (2006) and at par. 24 of the EN 61241-0 (2006) Standards.

The overpressure routine test shall be carried out with static method, at the pressure of

- 11.9 bar for enclosure size from 1 to 5
- 11.5 bar for enclosure size 6
- 10 bar for enclosure size 7

in conformity to the par. 15.1.3.1 of the EN 60079-1 Standard

This document may only be reproduced in its entirety and without any change..

EXTENSION n. 02/08

to EC-Type Examination Certificate CESI 01 ATEX 026

Descriptive documents (prot. EX-A8004605)

- Technical Note n. A4-4973 Rev. 0 (2 pages)	dated	21 march 2007
- Drawing A1-4104 Rev. 2 (1 page)	dated	21 march 2007
- Drawing A1-4415 Rev. 1 (2 page)	dated	21 march 2007
- Drawing A4-4951 Rev. 0 (1 page)	dated	02 april 2007
- Drawing A4-4952 Rev. 0 (1 page)	dated	02 april 2007
- EC Declaration of Conformity (1 page)	dated	21 march 2007
- Safety instructions F-276 B (5 pages)	dated	21 march 2007

One copy of all documents is kept in CESI files.

Essential Health and Safety Requirements

The Health and Safety Requirements are assured by compliance with the following Standards:

- EN 60079-0 : 2006: Electrical apparatus for explosive gas atmospheres.
General requirements
- EN 60079-1 : 2004 Flamoproof enclosures "d".
- EN 61241-0 : 2006 Electrical apparatus for use in the presence of combustible dust.
General requirements
- EN 61241-1 : 2004 Protection by enclosures "tD"

This document may only be reproduced in its entirety and without any change..

EXTENSION n. 03/09

to EC-Type Examination Certificate CESI 01 ATEX 026



Equipment: Terminal boxes series CCF... and EJB....

Manufacturer: **CORTEM S.p.A.**

Address: Via Aquileia, 10 Villesse (Gorizia), Italia

Admitted variation

- Constructional modification
- Terminals block inside of boxes EJB-55 and EJB-55B,
- Terminals and terminal block inside of new (aluminium) boxes EJB-7 and EJB-7B,
- Add the distribution copper bars inside of boxes EJB-55, EJB-55B (up to 690A) and EJB-6, EJB-6B, EJB-7, EJB-7B (up to 1000A),
- New minimum ambient temperature up to -50°C
- Execution I M2 Ex d I (series EJBX in stainless steel)

Equipment identification and description

The terminal boxes series EJB with type of protection "Ex d IIB" or "Ex d IIB+H2" are manufactured by materials, components and accessories suitable to be used at minimum ambient temperature up to -50°C.

Constructive characteristics

The execution I M2 Ex d I (series EJBX in stainless steel) and the new boxes EJB-7/7B (in aluminium), are subject of the component certificate CESI 00 ATEX 036U.

All the constructional details of the enclosures are reported in the documents annexed to the above mentioned component certificate.

This extension and annexed descriptive documents must be annexed to the EC-Type Examination Certificate CESI 01ATEX026.

This document may only be reproduced in its entirety and without any change.

date 23 july 2009 - translation issued 23 july 2009

prepared Mirko Balaz

approved Fiorenzo Bregani

CESI S.p.A.
Energy Division
"Certification Technical Department"
The Manager

page 1/3

EXTENSION n. 03/09

to EC-Type Examination Certificate CESI 01 ATEX 026

Electrical characteristics

Rated voltage 24 ÷ 800 [V]
Rated frequency 50 ÷ 60 Hz

Terminals

Terminal section 2.5; 4; 6; 10; 16; 25; 35; 70; 95; 120; 185; 240; 300 [mm²]
Rated current 12.5 ÷ 452 [A]
Max. current density 1.50 ÷ 7 [A/mm²]

Terminal blocks

Terminal section 3x16; 4x16; 3x25; 4x25; 3x40; 4x40; 3x70; 4x70; 3x125; 4x125;
3x200; 4x200; 3x315 [mm²]
Rated current 48 ÷ 252 [A]
Max. current density 0.8 ÷ 3 [A/mm²]

Distribution bars

Dimensions of distribution bars	20x5	30x5	40x5	50x5	60x5	80x5	100x4	80x8	100x5	[mm]
Rated current	250	350	480	600	690	800	800	1000	1000	[A]

Ambient temperature -20 ÷ + 40 °C
-20 ÷ + 55 °C
-50 ÷ + 40 °C
-50 ÷ + 55 °C

The type and number of terminals and distribution bars which can be installed in the various enclosures is indicated in detail, together with the maximum admissible currents and current densities, in the drawings and in the safety instructions annexed to this certificate.

Cable entries

The accessories used for cable entries and for unused holes shall be subject of separate certification:

- for the unit of category II 2G in the execution Ex d IIB (or Ex d IIB+H2) shall be certified according to the Standards: EN 60079-0 and EN 60079-1;
- for the unit of category II 2GD in the execution Ex d IIB (or Ex d IIB+H2) and Ex tD A21 shall be certified according to the standards: EN 60079-0; EN 60079-1; EN 61241-0 and EN 61241-1 and shall guarantee a degree of protection IP equal to that of the enclosure according to EN 60529 Standard.
- for the unit of category I M2 in the execution Ex d I shall be certified according to the Standards: EN 60079-0 and EN 60079-1.

Warning label

“Use screws of quality A2-70 according UNI 7323 with ultimate tensile strength of at least 700 N/mm²”.

For enclosures with temperature class T5 and/or Tamb. max +55°C, when the temperature under rated condition is higher than 70°C at the cable entry point or 80°C at the branching point of the conductors:

“use cables suitable for temperatures of 90°C”

EXTENSION n. 03/09

to EC-Type Examination Certificate CESI 01 ATEX 026

Report n. EX- A9021667

Routine tests

The manufacturer shall carry out the routine tests prescribed at par. 27 of the EN 60079-0 and at par. 24 of the EN 61241-0 Standards.

The routine overpressure test shall be carried out on the flameproof enclosure with the static method (clause 15.1.3.1 of EN 60079-1 Standard) at the pressure of 13,7 bar (for minimum ambient temperature of -50°C).

Descriptive documents (prot. EX-A9021679)

- Technical Note n. A4-5290 Rev. 0 (5 pages)	dated	09.06.2009
- Drawing A1-5291 Rev. 0 (3 sheets)	dated	10.06.2009
- Drawing A4-4129 Rev. 1 (2 pages)	dated	10.06.2009
- EC Declaration of Conformity CE-0019 (1 page)	dated	15.07.2009
- Safety instructions F-276 B rev 1 (5 pages)	dated	10.06.2009

One copy of all documents is kept in CESI files.

Essential Health and Safety Requirements

The Health and Safety Requirements are assured by compliance with the following Standards:

- EN 60079-0 : 2006: Electrical apparatus for explosive gas atmospheres.
General requirements
- EN 60079-1 : 2007 Flameproof enclosures "d".
- EN 61241-0 : 2006 Electrical apparatus for use in the presence of combustible dust.
General requirements
- EN 61241-1 : 2004 Protection by enclosures "tD"

**EXTENSION n. 04/12**

to EC-Type Examination Certificate CESI 01 ATEX 026

Equipment: Terminal boxes series CCF and EJB**Manufacturer:** COR.TEM S.p.A.**Address:** Via Aquileia, 10 – 34070 Villesse (GO) – Italy.**Admitted variation**

- Update to new edition of EN60079-0: 2009, EN 60079-1: 2007, EN 60079-31: 2009 standards.
- Removed the use of silicon grease on flange joint for IP protection degree.
- New size of enclosure EJB-55B has been added.
- Codes upgrades for EJB-55 and EJB-55C types due to the introduction of the new model.

Conformity to new edition of the harmonized European standard

The equipment subject of the certificate CESI 01 ATEX 026 and annexed extension are conform to the standards:

EN 60079-0: 2009 EN 60079-1: 2007 EN 60079-31: 2009

The equipment shall be marked as follows:

	II2G	Ex d IIB T6, T5 Gb	<i>or</i>	Ex d IIB+H2 T6, T5 Gb
	I M2	Ex d I Mb		<i>(Stainless Steel enclosures only)</i>
	II2GD	Ex d IIB T6, T5 Gb	<i>or</i>	Ex d IIB+H2 T6, T5 Gb
		Ex tb IIC T85°C, T100°C Db		Ex tb IIC T85°C, T100°C Db
		IP66/67		IP66/67

Ambient temperature marked on all Group II equipments: $T_{amb} -20^{\circ}\text{C} \div +40^{\circ}\text{C}$ *or* $-50^{\circ}\text{C} \div +40^{\circ}\text{C}$ for T6/ T85°C
 $T_{amb} -20^{\circ}\text{C} \div +55^{\circ}\text{C}$ *or* $-50^{\circ}\text{C} \div +55^{\circ}\text{C}$ for T5/ T100°C

This extension and annexed descriptive documents must be annexed to the EC-Type Examination Certificate CESI 01 ATEX 026.

This document may only be reproduced in its entirety and without any change.

Date 3th April 2012 - translation issued the 3th April 2012

Prepared
 Mirko Balaz

Approved

CESI S.p.A.
 Testing & Certification Division
 Business Area Certification

Il Responsabile
 Firenze Bregani

Page 1/3



PRD N. 018B
 Membro degli Accordi di Mutuo Riconoscimento EA, IAF e ILAC
 Signatory of EA, IAF and ILAC Mutual Recognition Agreements

CESI S.p.A.
 Via Rubattino 54
 I-20134 Milano - Italy
 Tel: +39 02 21251
 Fax: +39 02 21255440
 e-mail: info@cesi.it
 www.cesi.it

Capitale sociale € 8.550.000 interamente versato
 C.F. e numero iscrizione Reg. Imprese di Milano 00793580150
 P.I. IT00793580150
 N. R.E.A. 429222

EXTENSION n. 04/12

to EC-Type Examination Certificate CESI 01 ATEX 026

Description of equipment

The EJB-.. and EJBX-.. and type AQS-1 flameproof enclosures series employed as terminal boxes, are subject of the component certificate CESI 00 ATEX 036U. The certificate annexed documents contains all constructional details of enclosures.

The EJB-..and EJBX-.. and type AQS-1 terminal boxes series have unchanged characteristics respect to those indicated into CESI 01 ATEX 026 certificate and relatives extensions.

Admitted constructional modifications

- The terminal boxes series EJB-.. and EJBX-.. and type AQS-1 are realized with O-ring gasket placed in the cover (enclosure internal side) for IP guaranty on flanged joint.

- To the series of terminal boxes is added a new size of aluminium alloy enclosure EJB-55, with the modification of the height of enclosure. The codes upgrades have been made for EJB-55B (new size), EJB-55 and EJB-55C due to the introduction of the new model.

Electrical characteristics

Unchanged.

Ambient temperature

- 20 ÷ + 40°C.
- 20 ÷ + 55°C.
- 50 ÷ + 40°C.
- 50 ÷ + 55°C.

Cable entries

The accessories used for cable entries and plugs for not used holes shall be subject of separate certification, suitable for type of enclosure execution, according to the applicable standards.

Temperature class

For category 2G apparatus: T6 or T5 is a function of the enclosure dimension, ambient temperature and power dissipated inside the enclosure.

Maximum surface temperature

For category 2GD apparatus: T85 °C or T100°C is a function of the enclosure dimension, ambient temperature and power dissipated inside the enclosure.

Warning label

- *“Use screws of quality A2-70 according UNI 7323 with ultimate tensile strength of at least 700 N/mm²”.*

- For enclosures with temperature class T5 and/or Tamb. max +55°C, when the temperature under rated condition is higher than 70°C at the cable entry point or 80°C at the branching point of the conductors, an additional warning label shall be report:

“Use cables suitable for temperatures of 90°C”.

This document may only be reproduced in its entirety and without any change

EXTENSION n. 04/12

to EC-Type Examination Certificate CESI 01 ATEX 026

Report n. EX-B2010957

Routine tests

The manufacturer shall carry out the routine tests prescribed at paragraph 27 of EN 60079-0 standard, at paragraph 16 of the EN 60079-1 standard and paragraph 6 of EN 60079-31 standard.

The routine overpressure test shall be carried out on empty enclosure with the static method (paragraph 15.1.3.1 of EN 60079-1 standard), at:

- 13.7 bar on all Ex-d empty enclosure of group II for minimum ambient temperature until $-50\text{ }^{\circ}\text{C}$;
- 11.9 bar on Ex-d empty enclosure size 1÷5 for minimum ambient temperature until $-20\text{ }^{\circ}\text{C}$;
- 11.5 bar on Ex-d empty enclosure size 6 for minimum ambient temperature until $-20\text{ }^{\circ}\text{C}$;
- 10.0 bar on Ex-d empty enclosure size 7 for minimum ambient temperature until $-20\text{ }^{\circ}\text{C}$;

Descriptive documents (prot. EX- B2010958)

- | | | | |
|---|-------|-------|------------|
| - Technical note A4-5649 (pg. 4) | rev.0 | dated | 29.03.2012 |
| - Safety Instruction F-276B (pg. 5) | rev.2 | dated | 29.03.2012 |
| - EC Declaration of Conformity no. 0019 (pg. 1) | rev.0 | dated | 29.03.2012 |

One copy of all documents is kept in CESI files.

Special conditions for safe use (X)

None.

Essential Health and Safety Requirements

The Essential Health and Safety Requirements are assured by compliance to the following standards:

- EN 60079-0: 2009 Explosive atmospheres – Part 0: Equipment - General requirements;
- EN 60079-1: 2007 Explosive atmospheres – Part 1: Equipment protection by flameproof enclosure “d”;
- EN 60079-31: 2009 Explosive atmospheres – Part 31: Equipment dust ignition protection by enclosure “t”.